

We are pleased to be able to share with you the curriculum content which your child will cover this term.
Please get in touch if you have any questions.


Communication and Language

Listening

- Understand how to listen carefully and why listening is important.
- Engage in story time.

Speaking

- Speak in full sentences using 'talking fingers'.
- Talk with peers and familiar adults.
- Answering who, what and why questions.



Parents can help at home by practicing turn taking in discussions and sharing books.


Literacy

- Engage in extended conversations.
- To write their names.
- Talk about books of their choice.

Children will read the following stories in shared reading lessons:

- Jack and the Beanstalk
- The Very Hungry Caterpillar


Phonics:
Phase 1 - orally segmenting CVC words
Phase 2



Parents can help at home by playing phonic games and encourage their child to write their name.

Mathematics

- Recite numbers to 10.
- Say one name for each item in order 1, 2,3,4,5.
- Show 'fingers up' to number 5.
- Writing numbers to 10.
- Compare quantities using language 'more than' and 'fewer than'.
- Name 2D/3D shapes
- Counting games
- Order numbers 1-10
- Comparing lengths, height, weight and capacity



Parents can help at home by counting objects to 10 and showing fingers to represent numbers.

Understanding the World


- understand the basic life cycle of a plant: **seed** → **seedling** → **mature plant** → **flower** → **seed**
- Learn what plants need to grow: **sunlight, water, soil, and care**
- Practice observation and recording skills
- Develop patience and a sense of responsibility

Parents can support learning by talking, and observing plants.




Sikh Studies

- Talk about place of worship.
- What you see you in a Gurdwara.
- Names of the different areas within the Gurdwara i.e. Langar hall,
- What does sewa mean?



Personal, Social and Emotional Development

- Taking turns and sharing
- Supported play
- Self-help skills
- Building and sustaining respectful relationships
- Give focused attention to what the teacher says
- Select activities and resources independently.
- Listening to others.
- Zones of Regulation.



Parents can help at home by talking to their child about their day at the nursery, their friends and feelings.

Expressive Arts and Design

- Using different art tools - paintbrushes, stamps, rollers and sponges.
- Imaginary play.
- Musical instruments
- Junk modelling.



Parents can help at home by allowing their child to a range of painting tools, and cutting and sticking.


Physical Development

Develop skills that are needed to manage through school day:

- Personal hygiene - going to the toilet, washing hands, putting on coats, drinking water and eating snacks.
- Throwing and catching
- Taking and putting on shoes.

Develop fine motor skills:

- Scissors
- Jumbo chalk
- Felt tip pens
- Pencils
- Paint brushes / rollers
- Writing name or some letters
- Putting on coats



Parents can help at home by supporting their child to put on their shoes. Supporting your child to write their name or some letters of their names.

Punjabi

Pupils will have a Punjabi lesson every week, which is taught by a specialist teacher.
Children will be learning to say days of the week, colour names and naming some letters.